

100CrMnSi6-4 All

General Information

Ovako 837 is a through hardening bearing steel that is mainly used for medium sized bearing rings, but can also be used for machine components that require high tensile strength and high hardness.

- 30 mm maximum wall thickness for through hardening
- Used for martensitic hardening
- Can be induction hardened
- Good machinability in soft annealed condition
- Machinable in hardened condition using hard-turning techniques (CBN tools)
- Very good dimension stability

837R - Bearing quality (BQ) variant

837S - Variant with a controlled high sulphur content for enhanced low speed machining

5625 / 837Z - A continuous cast variant (BQ)

Similar designations

ASTM A485 grade B3, 100 CM 6

Chemical composition

Variant	Cast		C%	Si %	Mn %	P%	S%	Cr%	Ni %	Mo %
837S	IC	Min	0.92	0.50	1.00	-	0.020	1.40	-	-
		Max	0.98	0.70	1.20	0.025	0.027	1.65	0.25	0.10

Transformation temperatures

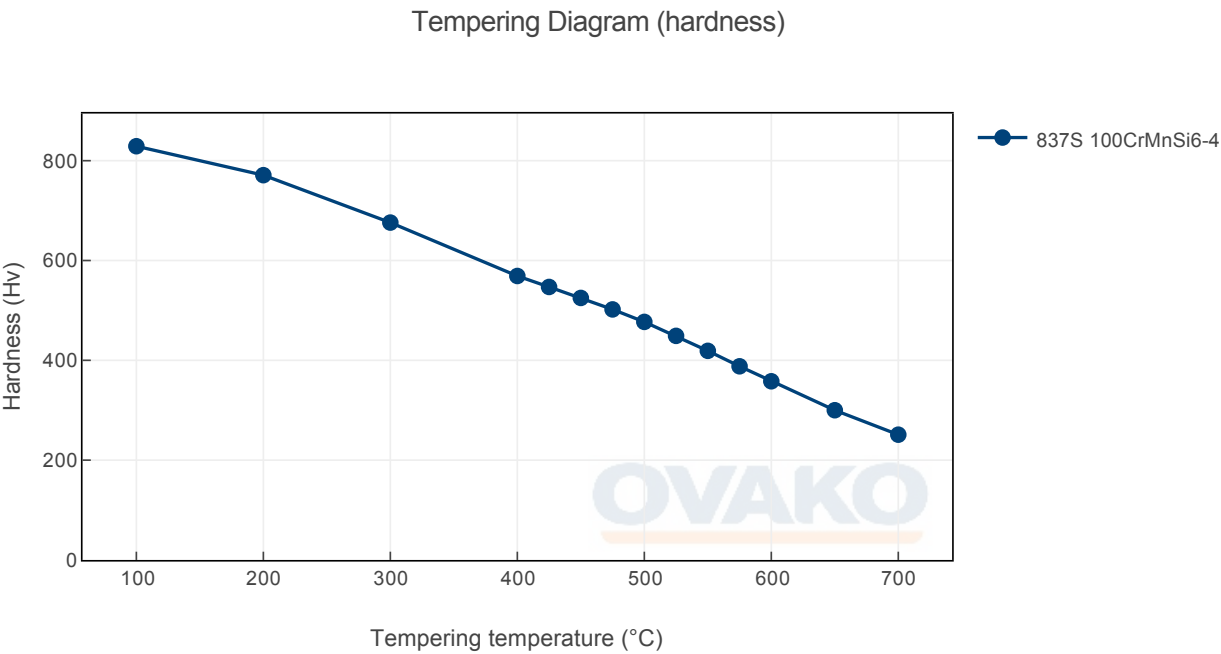
	Temperature °C
MS	229
AC1	750
AC3	750

Heat treatment recommendations

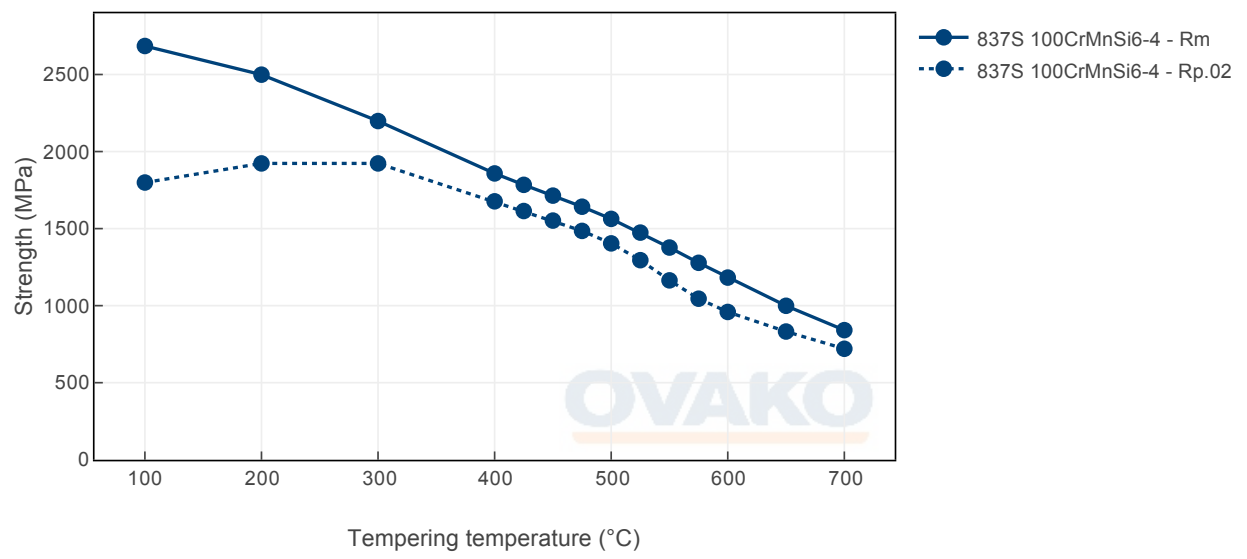
Treatment	Condition ⓘ	Temperature cycle	Cooling/quenching
Hot forging	+U	800-1100C	In air
Normalizing	+N	880-910C	In air
Spheroidize annealing	+SA	RT-810°C 1h, 810°C 2h, 810-740°C 1h, 740-650°C 10h	In air
Stress relieve annealing	+SRA	550-650C 2h	In air
Q/T (martensite)	+Q/T(m)	830-870C 20-60min,	In oil (temper within 2h)
Tempering	+T	160-500C (see diagram)	In air

Heat Treatment Guide generated Graphs

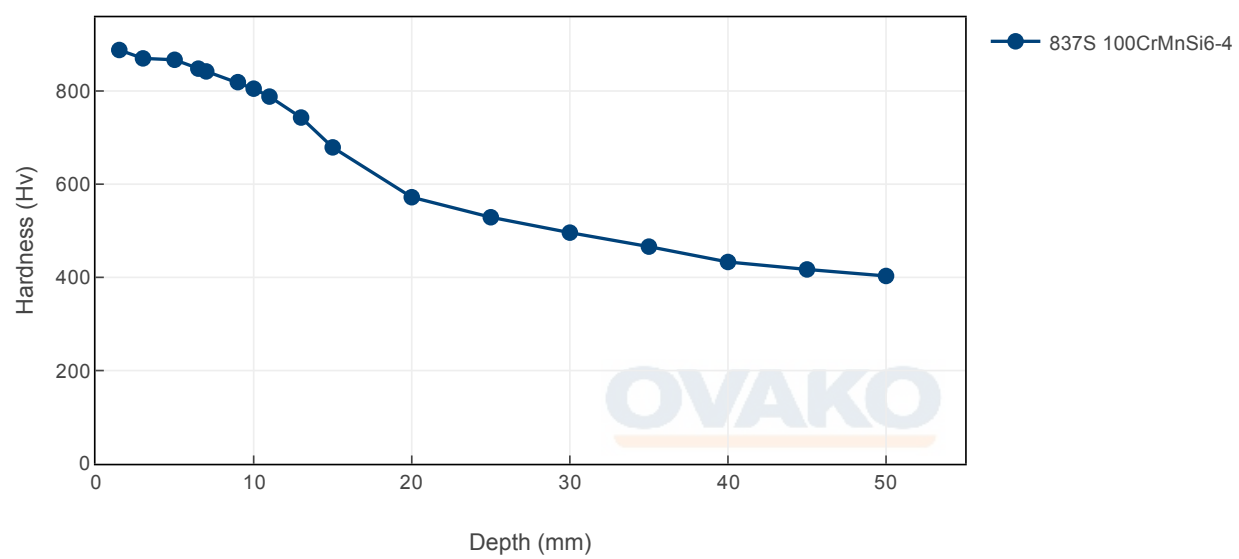
The following graphs are generated from a theoretical model. For further info see the Heat treatment guide module. Select a specific grade version for individual display.



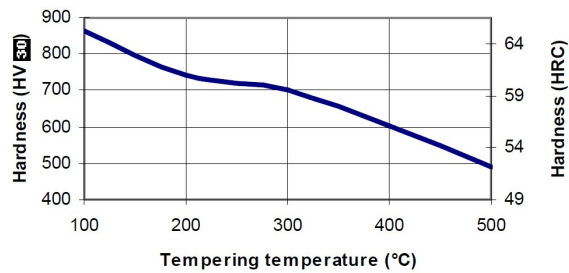
Tempering Diagram (strength)



Jominy



Tempering response



Tempering response for Ovako 837R. Austenitized at 850°C for 30min and quenched in oil. Tempered one hour at each tested temperature level

Steel cleanliness

Micro inclusions - Ovako 837R								Macro inclusions - Ovako 837R	
Applied standard	ASTM E45							Applied standard	ISO 3763 (Blue fracture)
Sampling	ASTM A295							Sampling	Statistical testing on billets
Maximum average	A		B		C		D	Limits	< 2,5 mm/dm ²
limits	Th	He	Th	He	Th	He	Th		
	2,0	1,5	0,8	0,1	0	0	0,5		

SUSTAINABILITY-ENVIRONMENTAL IMPACT DATA

At Ovako sustainability and reduction of our environmental impact is a major focus in everything we do. Further information is found [here](#).

In many international comparisons the crude steel Scope 1-2 emission is a key parameter, ie. the CO₂ emission from the steel works itself.

As of 1 January 2022 we carbon offset all our scope 1 and 2 volume shown below.

Steel works	Hofors	Smedjebacken	Imatra
CO ₂ e/kg	120	62	76

To get the full picture of our products environmental impact we have to look at all of our CO₂ emission sources. Not only the steel work Scope 1-2 itself, but all operations downstream in our production, heating and heat treatment furnaces etc (full scope 1-2) as well as all the emission from input material, eg. alloys, scope 3.

Steel Grade	Format	Condition	Scope 1-3 (CO ₂ e kg /1000 kg steel)	Climate compensated Net emission = Scope 3 (CO ₂ e kg /1000 kg steel) Scope 1 - 2 = 0 (compensated)
837	Round bar	+SA	617	221
837	Tube, wall	+SA	641	239
5625 / 837Z	Round bar	+SA	572	269

To get the full picture of our products environmental impact we have to look at all of our CO₂ emission sources. Not only the steel work Scope 1-2 itself, but all operations downstream in our production, heating and heat treatment furnaces etc (full scope 1-2) as well as all the emission from input material, eg. alloys, scope 3.

Other properties (typical values)

Youngs module (GPa)	Poisson's ratio (-)	Shear module (GPa)	Density (kg/m ³)
210	0.3	80	7800
Average CTE 20-300°C (µm/m°K)	Specific heat capacity 50/100°C (J/kg°K)	Thermal conductivity Ambient temperature (W/m°K)	Electrical resistivity Ambient temperature (µΩm)
12	460 - 480	40 - 45	0.20 - 0.25

Contact us

Would you like to know more about our offers? Don't hesitate to contact us:

Via e-mail: info@ovako.com

Via telephone: +46 8 622 1300

For more detailed information please visit <http://www.ovako.com/en/Contact-Ovako/>

Disclaimer

The information in this document is for illustrative purposes only. The data and examples are only general recommendations and not a warranty or a guarantee. The suitability of a product for a specific application can be confirmed only by Ovako once given the actual conditions. The purchaser of an Ovako product has the responsibility to ascertain and control the applicability of the products before using them. Continuous development may necessitate changes in technical data without notice. This document is only valid for Ovako material. Other material, covering the same international specifications, does not necessarily comply with the properties presented in this document.