

# 100Cr6 All

## General Information

100Cr6 is a through hardening bearing steels intended for rolling contact and other high fatigue applications. In the hardened condition the high hardness, high strength and high cleanliness provides the steel with the right properties to withstand high cycle, high stress fatigue. 100Cr6 is mainly used for small and medium sized bearing components. It is also regularly used for other machine components that require high tensile strength and high hardness. The hardenability approximately corresponds to a ring with max. 17 mm wall thickness.

This steel is delivered in a number of variants. The most common are listed below.

803Q - Isotropic properties and better fatigue strength due to higher cleanliness levels, and a finer size and distribution of non-metallic inclusions (IQ)

803Z - Improved cold forming properties due to the reduced silicon content (BQ)

803D - Improved machinability due to the higher sulphur content.

803P - With a reduced sulphur content to reduce the number of sulphide inclusions (BQ)

803A - With a reduced controlled sulphur content to reduce the number of sulphide inclusions but ensure consistent machinability (BQ)

803F - With a controlled sulphur content for consistent machining properties (BQ)

803N - Slightly increased carbon range to meet the requirements of some international standards (BQ)

803J - Standard (BQ)

5620 / 802F - A continuous cast variant of 100Cr6 (BQ)

## BQ-Steel®

BQ-Steel® is a bearing quality clean steel optimized for fatigue strength and is also ideal for new design solutions outside the bearing industry.

## Similar designations

SS 2258, SAE 52100, 1.3505 , 100 Cr 6 , SUJ2S, SUJ2Z, 100C6, GCr15, B00150

## Chemical composition

Variant	Cast		C %	Si %	Mn %	P %	S %	Cr %	Ni %	Mo %
5620 / 802F	CC	Min	0.93	0.15	0.25	-	0.003	1.35	-	-
		Max	0.98	0.35	0.45	0.025	0.008	1.60	0.25	0.10

ISO 683-17 display the chemical composition according to the standard.

## Mechanical Properties

Variant	Condition ⓘ	Format	Dimension [mm]	Yield strength min [MPa]	Tensile strength [MPa]	Elongation A <sub>5</sub> [%]	Hardness
5620 / 802F	+AR	Round bar	40 < 160	-	-	-	340-400 HB
	+AC	Round bar	25 < 150	-	-	-	< 220 HB
	+SA	All formats	24 < 190	410	700 typical	27	210 HB typical
	+C	All formats	24 < 190	740	930 typical	13	290 HB typical
	+Q/T(m)	All formats	-	1700	2300 typical	2	61 HRC typical
	+Q/T(b)	All formats	-	2000	2200 typical	7	59 HRC typical

$Rp_{0.2}$  \*  $R_{eh}$ , \*\*  $R_{el}$

## Transformation temperatures

	Temperature °C
MS	218
AC1	745
AC3	910

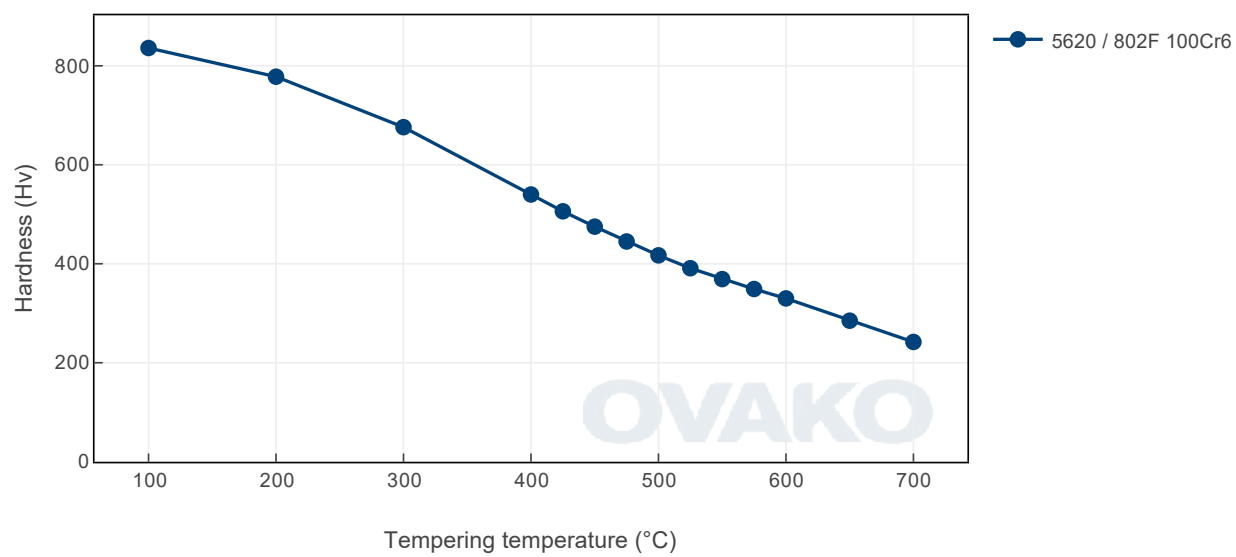
## Heat treatment recommendations

Treatment	Condition ⓘ	Temperature cycle	Cooling/quenching
Hot forging	+AR	800-1100°C	Air cool.
Spheroidize annealing	+SA	RT-820°C 1h 820°C 2h 820-740°C 1h 740-690°C 10h	In air
Stress relieve annealing	+SRA	550-650°C 1h	In air
Q/T (martensite)	+Q/T(m)	830-870°C 10-60 min	Oil quench ( +tempering within 2h at minimum 160°C. See diagram )
Q/T (bainite)	+Q/T(b)	850-875°C 10-60 min.	Salt bath 220-250°C 3-7h. See diagram
Tempering	+T	160-500°C. See diagram	In air

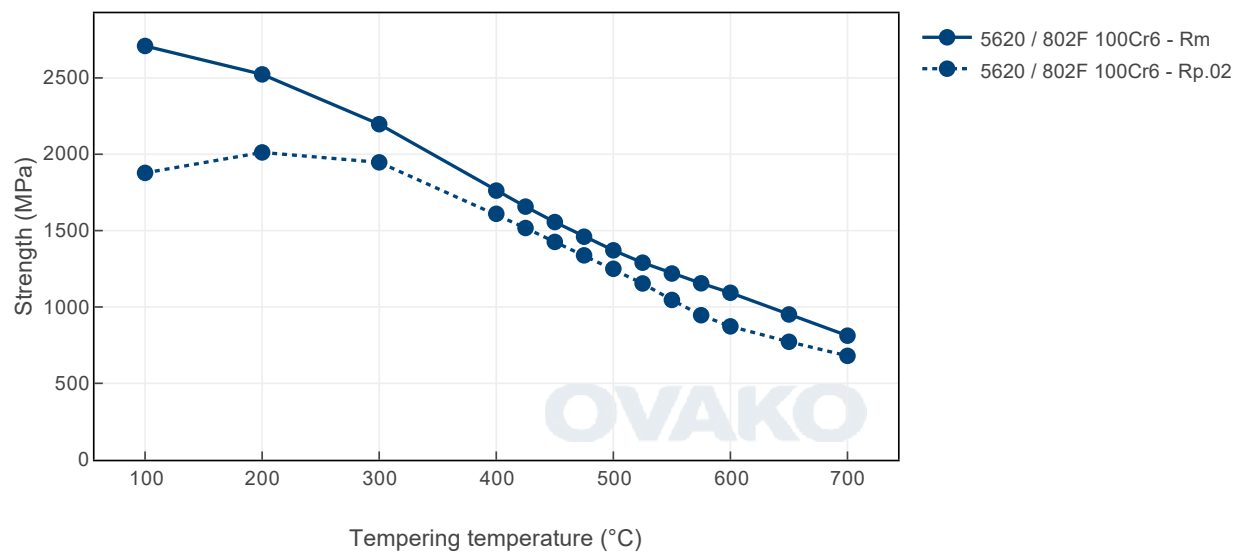
## Heat Treatment Guide generated Graphs

The following graphs are generated from a theoretical model. For further info see the Heat treatment guide module. Select a specific grade version for individual display.

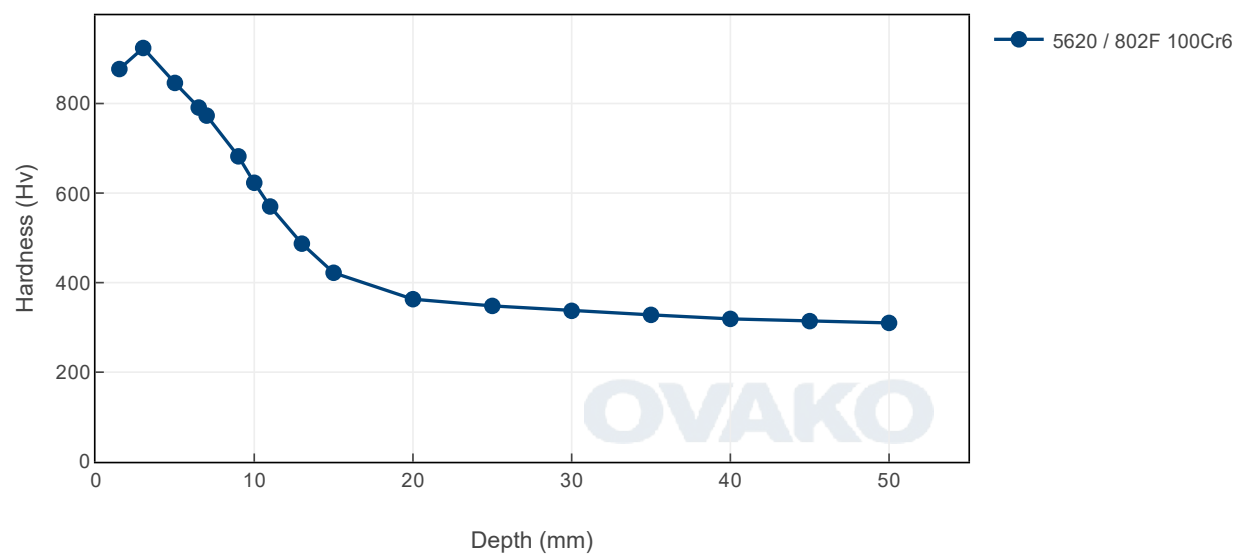
Tempering Diagram (hardness)



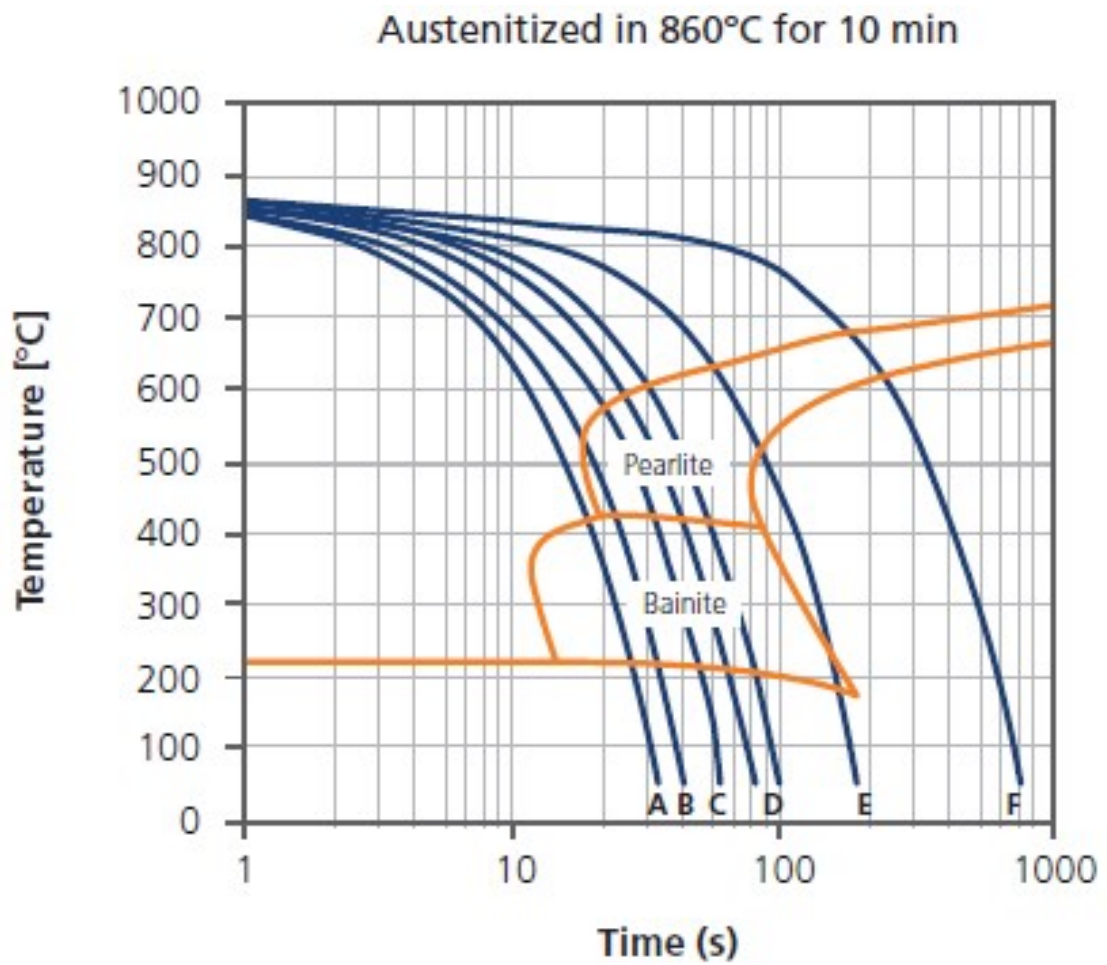
Tempering Diagram (strength)



# Jominy



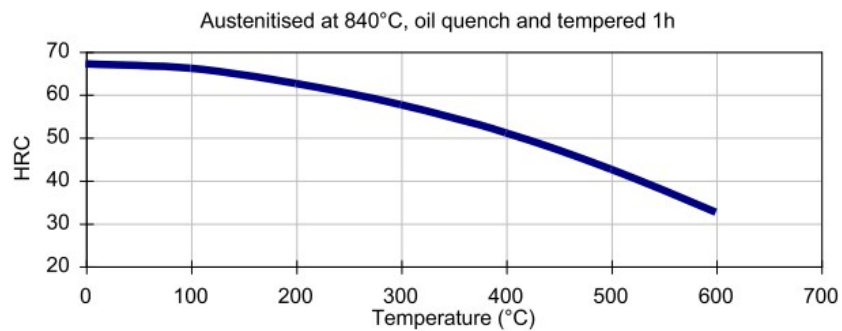
## CCT



## CCT data

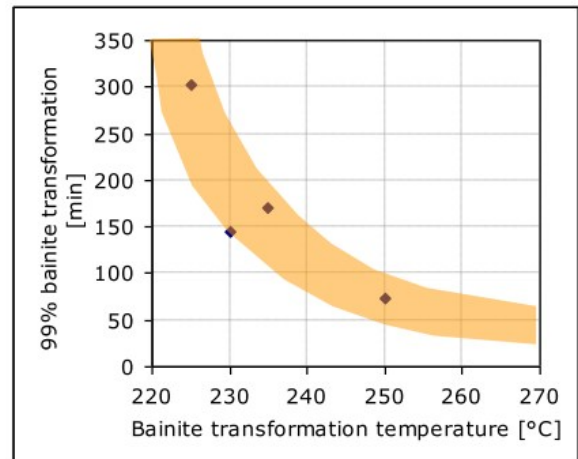
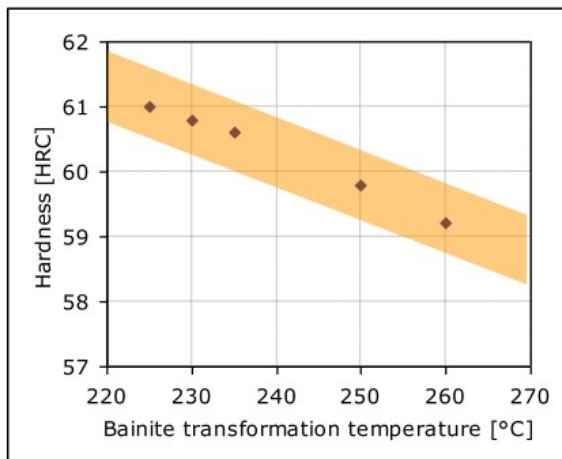
	A	B	C	D	E	F
$t_{9-5}$ [s]	13	17	23	30	75	300
HV <sub>30</sub>	854	844	751	640	366	308

## Tempering response



Tempering response after martensitic hardening

## Bainite transformation

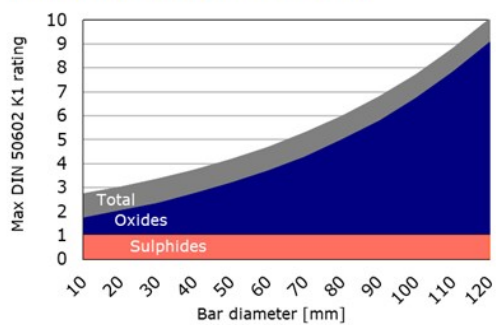


## Steel cleanliness

Micro inclusions - IC									Macro inclusions - IC	
Applied standard	ASTM E45								Applied standard	ISO 3763
Sampling	ASTM A295								Applied standard	(Blue fracture)
Maximum average	A		B		C		D		Sampling	Statistical testing on billets
limits	Th	He	Th	He	Th	He	Th	He	Limits	< 2,5 mm/dm <sup>2</sup>
	2,0	1,5	0,8	0,1	0	0	0,5	0,3		

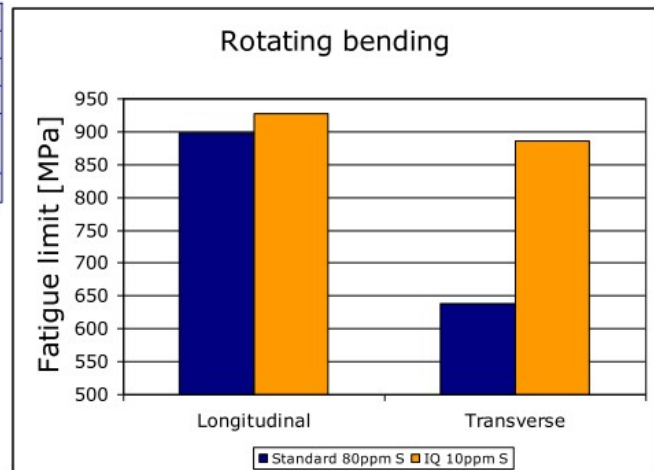

## IQ

### Inclusion limits IQ-processed steel



## Fatigue properties

Test method:	Rotating beam
Test procedure:	Stair-case 25 MPa steps
Specimen:	Hourglass shape Ø 10 mm
Heat treatment:	Martensitically hardened
Grades:	803J—Standard 803Q—IQ
Hardness:	62 HRC



## SUSTAINABILITY-ENVIRONMENTAL IMPACT DATA

At Ovako sustainability and reduction of our environmental impact is a major focus in everything we do.

Further information is found [here](#).

Steel works	Hofors	Smedjebacken	Imatra
CO <sub>2</sub> e/kg	120	60	76

To get the full picture of our products environmental impact we have to look at all of our CO<sub>2</sub> emission sources.

Not only the steel work Scope 1-2 itself, but all operations downstream in our production, heating and heat treatment furnaces etc (full scope 1-2) as well as all the emission from input material, eg. alloys, scope 3.

Steel Grade	Format	Condition ⓘ	Scope 1-3 (CO <sub>2</sub> e kg /1000 kg steel)	Climate compensated Net emission = Scope 3 (CO <sub>2</sub> e kg /1000 kg steel) Scope 1 - 2 = 0 (compensated)
803	Round bar	+SA	608	207
803	Tube,wall	+SA	629	231
5620 / 802F	Tube,wall	+SA	605	255
5620 / 802F	Round bar	+SA	551	248

All above data are to be seen as typical values for the specified format and condition. Detailed information about your specific product please contact your sales contact.

## Other properties (typical values)

Youngs module (GPa)	Poisson´s ratio (-)	Shear module (GPa)	Density (kg/m <sup>3</sup> )
210	0.3	80	7800
Average CTE 20-300°C (µm/m°K)	Specific heat capacity 50/100°C (J/kg °K)	Thermal conductivity Ambient temperature (W/m°K)	Electrical resistivity Ambient temperature (µΩm)
12	460 - 480	40 - 45	0.20 - 0.25

## Contact us

Would you like to know more about our offers? Don´t hesitate to contact us:

Via e-mail: [info@ovako.com](mailto:info@ovako.com)

Via telephone: +46 8 622 1300

For more detailed information please visit <http://www.ovako.com/en/Contact-Ovako/>

**Disclaimer**

*The information in this document is for illustrative purposes only. The data and examples are only general recommendations and not a warranty or a guarantee. The suitability of a product for a specific application can be confirmed only by Ovako once given the actual conditions. The purchaser of an Ovako product has the responsibility to ascertain and control the applicability of the products before using them. Continuous development may necessitate changes in technical data without notice. This document is only valid for Ovako material. Other material, covering the same international specifications, does not necessarily comply with the properties presented in this document.*